

National Audit Results

NPCR Data Completeness and Quality Audits

Presented by:
Mary Lewis, CTR



NPCR Data Completeness and Quality Audit (DCQA)

- ◆ 2007 – 2011
 - 2004 – 2008 Diagnosis Years
- ◆ ALL sites included in audit process
- ◆ Casefinding and Data Quality
- ◆ Evaluation of Stage of Disease:
 - Collaborative Stage
 - Derived Summary Stage 2000
- ◆ Treatment Data

DCQA Casefinding Sources

Hierarchical Review:

◆ Pathology

- Non-GYN cytology,
- Bone marrow
- Autopsies

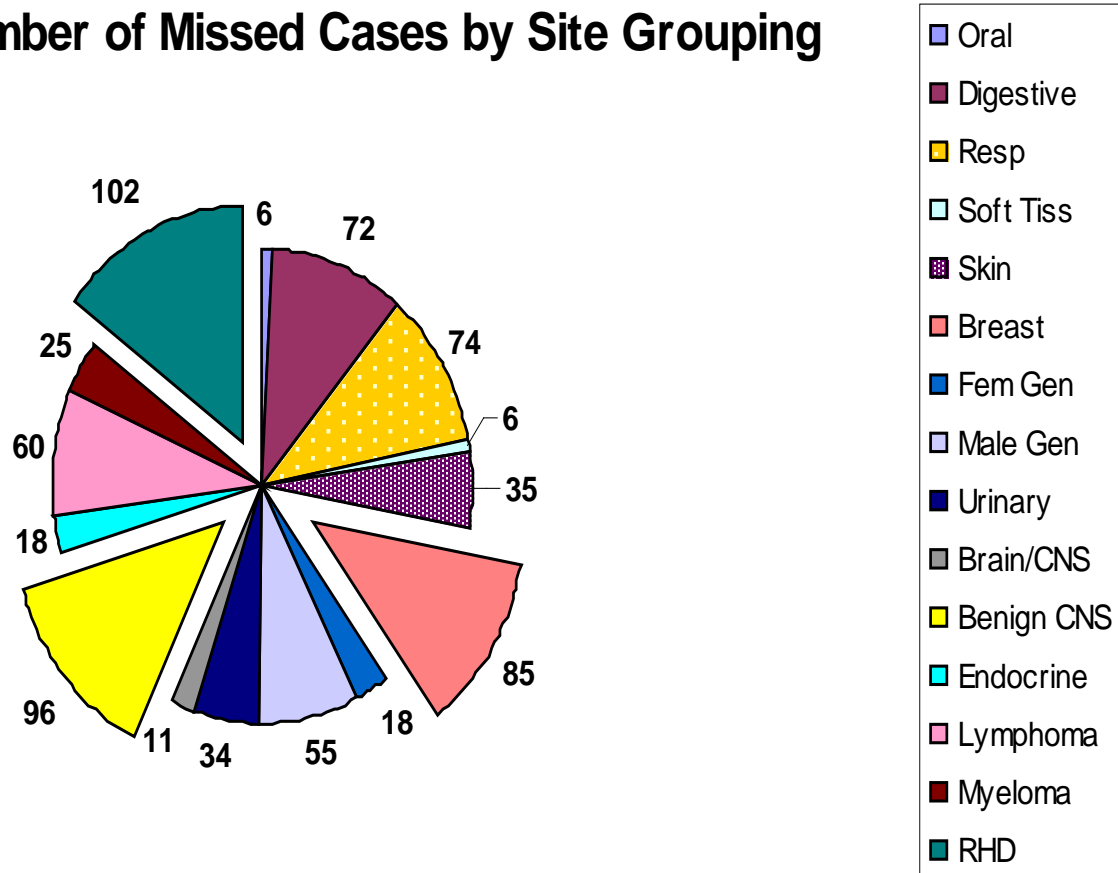
◆ Medical Record Disease Index (MRDI): Lung, Brain, Hematopoietic, Pancreas

◆ Radiation Therapy Log

DCQA Casefinding Results

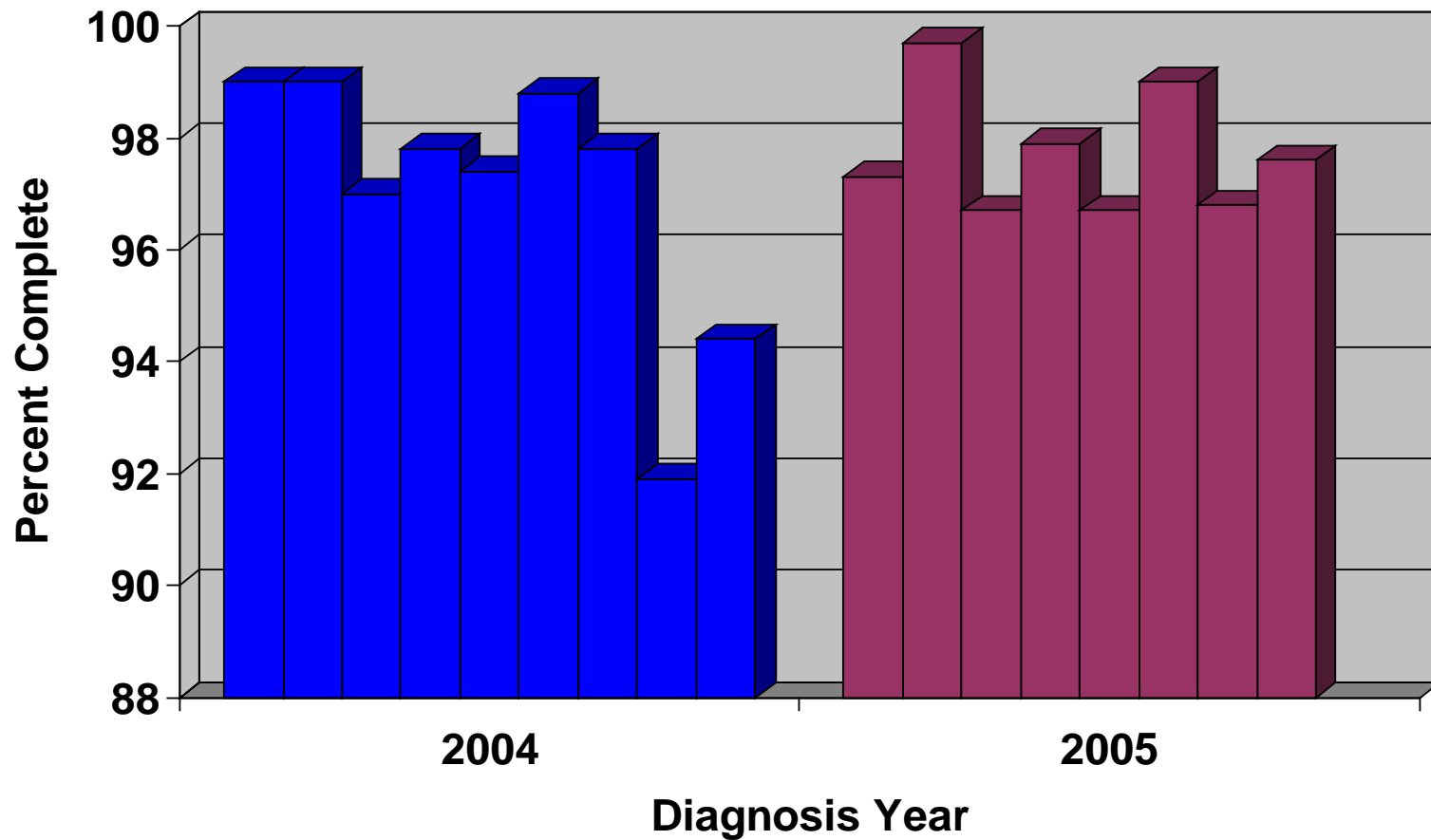
Yr 1 & Yr 2 NPCR Audit

Number of Missed Cases by Site Grouping



DCQA Casefinding Results

Yr 1 & Yr 2 NPCR Audit



Enhance Case Completeness:

- ◆ **Medical Records Disease Index**
- ◆ **Pathology Reports**
- ◆ **Cytology Reports**
- ◆ **Autopsy Reports**
- ◆ **Clinic Logs**
 - **Radiation Therapy**
 - **Medical Oncology/Hematology**
 - **Out-patient surgery**

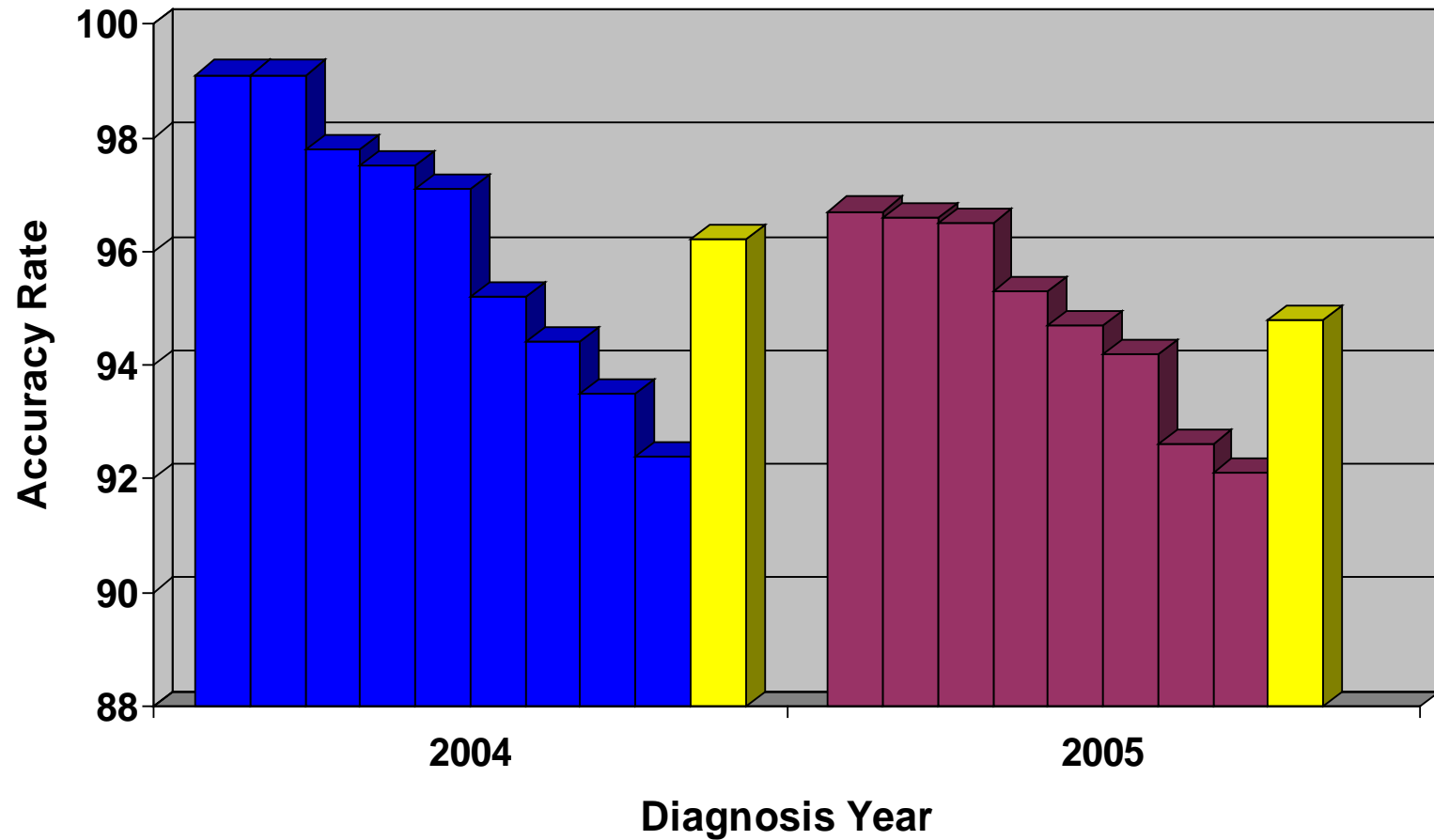
DCQA - Data Quality

Yr 1 & Yr 2 NPCR Audit

- ◆ Reabstracted - 5,247 cases
 - **ALL Sites**
- ◆ 19 core elements
- ◆ SSF 1 – Pleura; SSF 3 – Prostate
- ◆ Yr 1 accuracy rate: 96.2%
- ◆ Yr 2 accuracy rate: 94.8%

Data Quality Results

Yr 1 & Yr 2 NPCR Audit



Data Quality Results

Yr 1 & Yr 2 NPCR Audit

◆ Patient Data:	2004 Dx Year	2005 Dx Year
	<u>N</u>	<u>N</u>
● Race	38	44
● Sex	10	5
● Date of Birth	21	30
● Sequence of Tumor	41	53
Error Rate:	4.1%	5.1%

Data Quality Results

Yr 1 & Yr 2 NPCR Audit

◆ Cancer Data:	2004 Dx Yr	2005 Dx Yr
	<u>N</u>	<u>N</u>
● Grade	223	250
● Histology	217	249
● Subsite	176	208
● Dx Date	120	83
● Site	42	37
● Laterality	34	41
● Behavior	15	17
Error Rate	31%	34%

Data Quality Results

Yr 1 & Yr 2 NPCR Audit

◆ Cancer Data:	2004 Dx Yr	2005 Dx Yr
	<u>N</u>	<u>N</u>
● Grade	223	250
● Histology	217	249
● Subsite	176	208
● Dx Date	120	83
● Site	42	37
● Laterality	34	41
● Behavior	15	17
Error Rate	31%	34%

Data Quality Results

Yr 1 & Yr 2 NPCR Audit

◆ Cancer Data:	2004 Dx Yr	2005 Dx Yr
● Diagnosis Date	120	83

Highest in Lung and Breast

✓ Chest X-ray

“Nodule consistent with cancer”

✓ Mammography

“Suspicious for malignancy”

Data Quality Results

Yr 1 & Yr 2 NPCR Audit

◆ Cancer Data:	2004 Dx Yr	2005 Dx Yr
● Primary Site	42	37

Highest errors in:

Colon/Rectum:

Sigmoid vs rectosigmoid

Lymphoma:

Nodal vs extra-nodal

Data Quality Results

Yr 1 & Yr 2 NPCR Audit

◆ Cancer Data:	2004 Dx Yr	2005 Dx Yr
● Subsite	176	208
Highest errors in	Breast, Digestive and Lung	
	X-rays, Breast Clock, Over-lapping Sites	
● Laterality	34	41
	Known vs unknown	

Data Quality Results

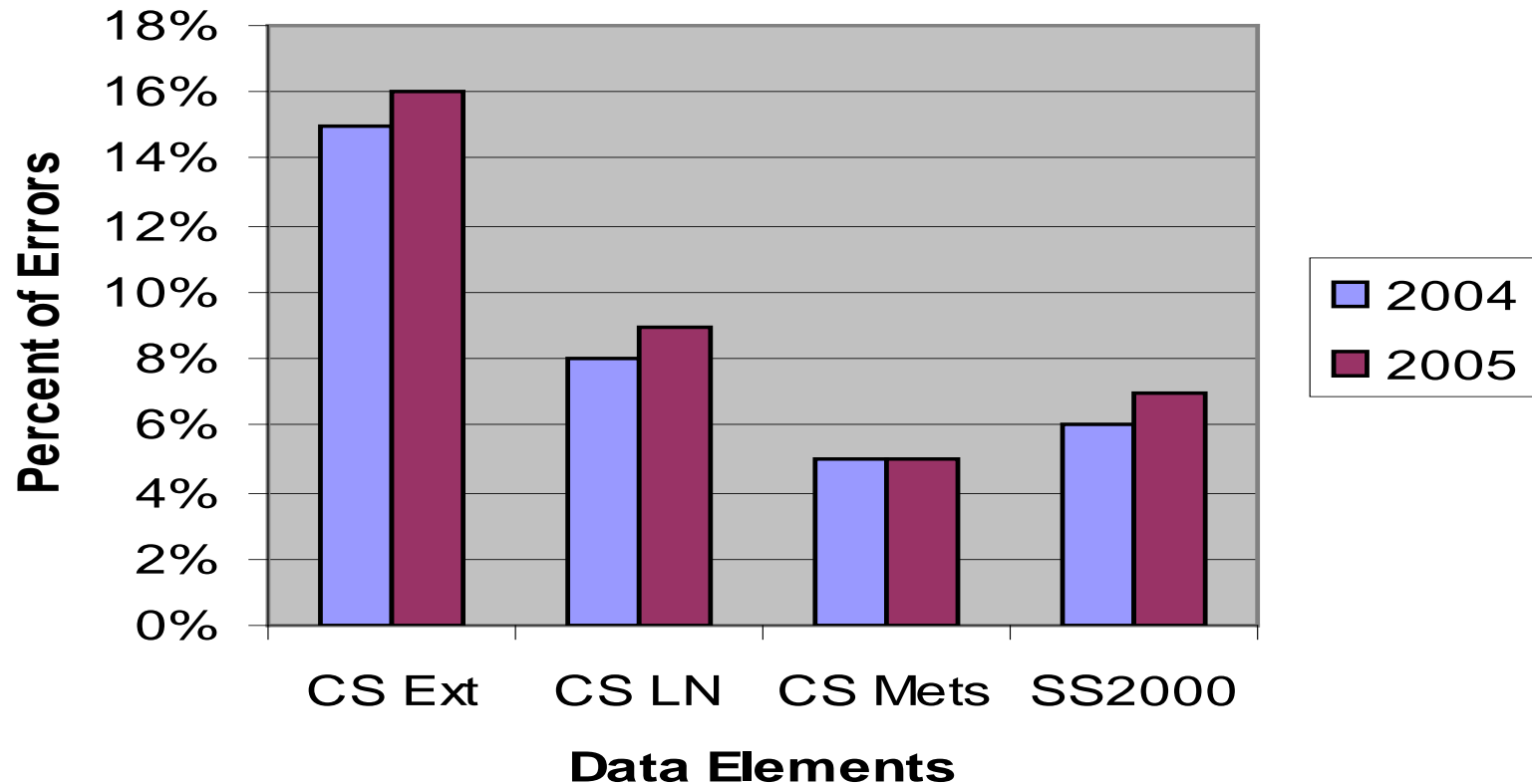
Yr 1 & Yr 2 NPCR Audit

◆ Stage Data:	2004 Dx Yr <u>N</u>	2005 Dx Yr <u>N</u>
● CS Extent	371	453
● CS Lymph Nodes	198	236
● CS Metastasis	130	145
● Derived SS2000	153	192
● SSF 1 (Pleura)	1	0
● SSF 3 (Prostate)	43	38
Error Rate	31.9%	39.9%

Data Quality Results

Yr 1 & Yr 2 NPCR Audit

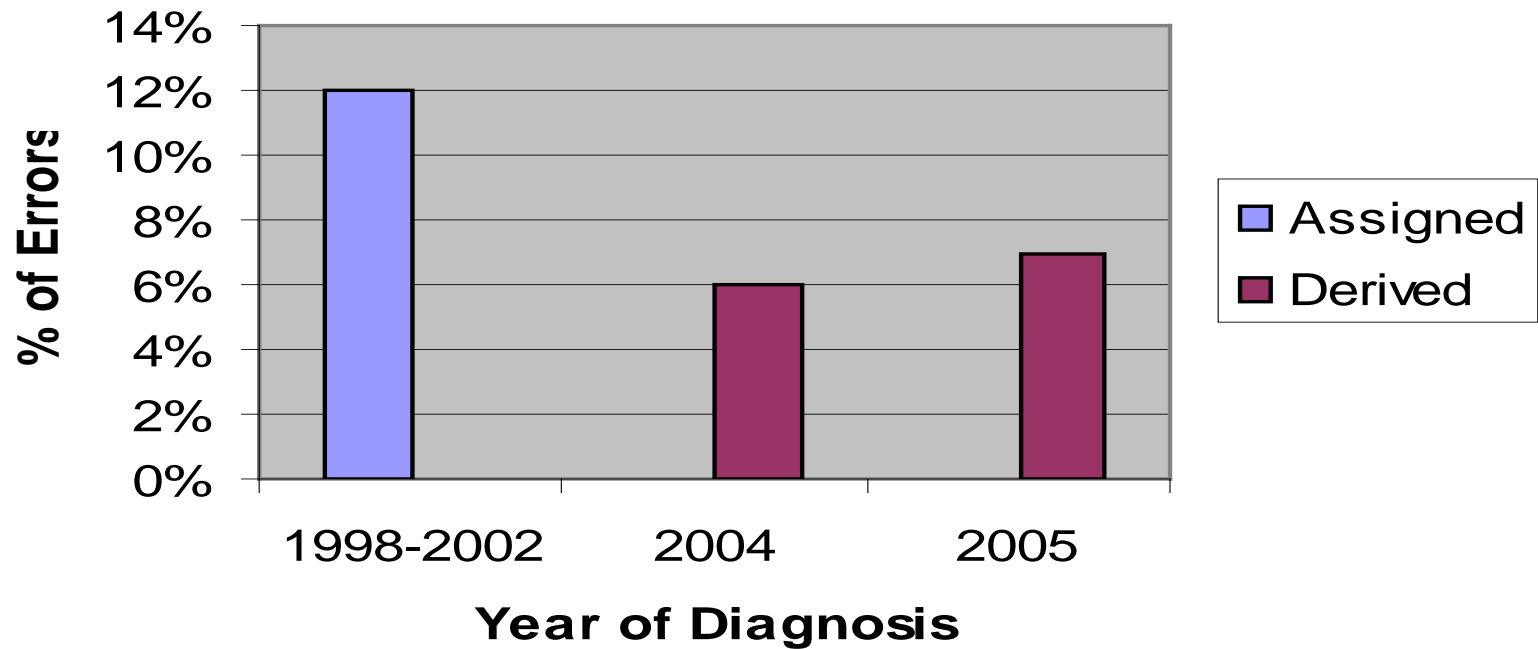
Collaborative Stage of Disease



Data Quality Results

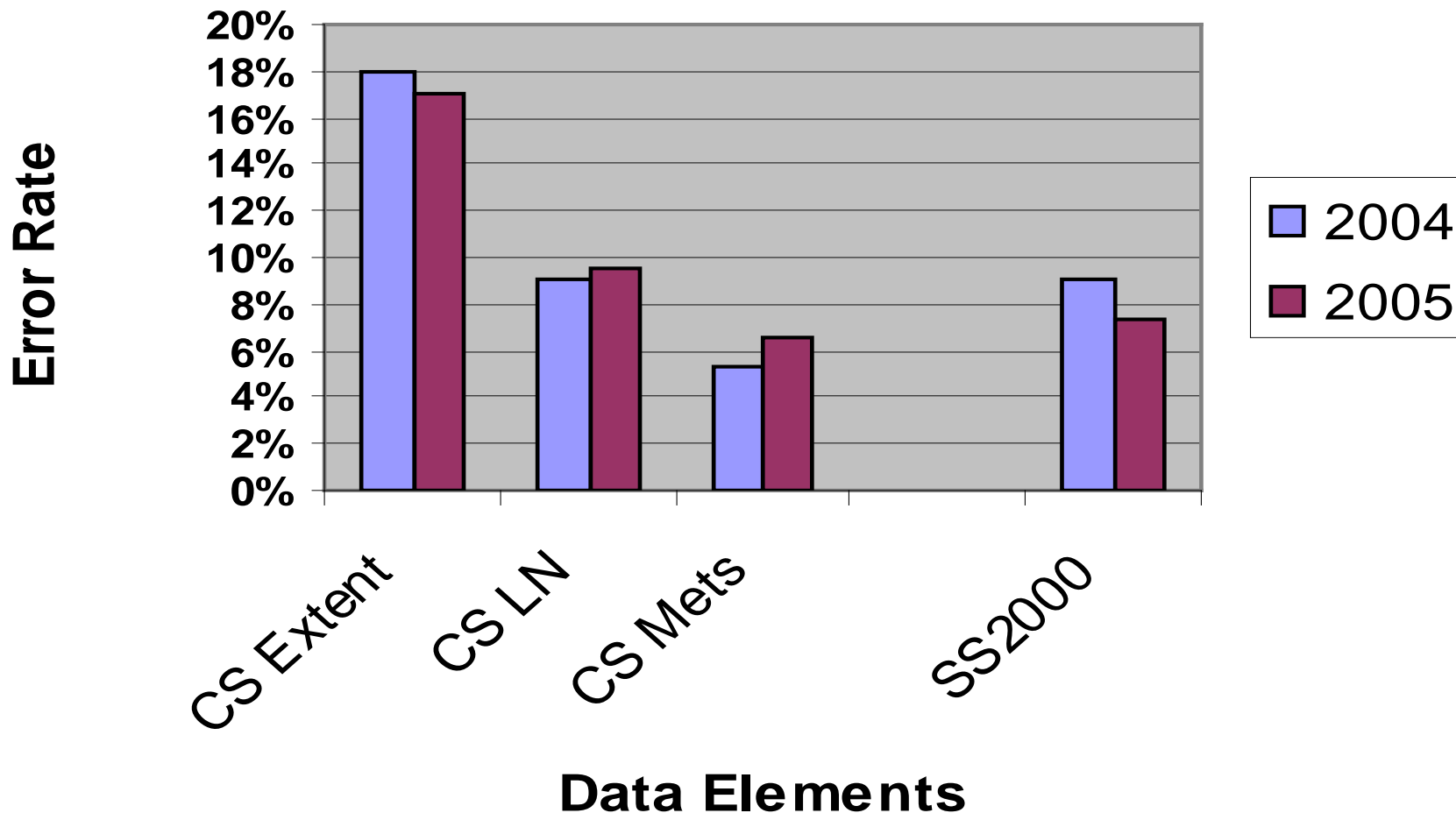
Yr 1 & Yr 2 NPCR Audit

Error Rate - Summary Stage of Disease



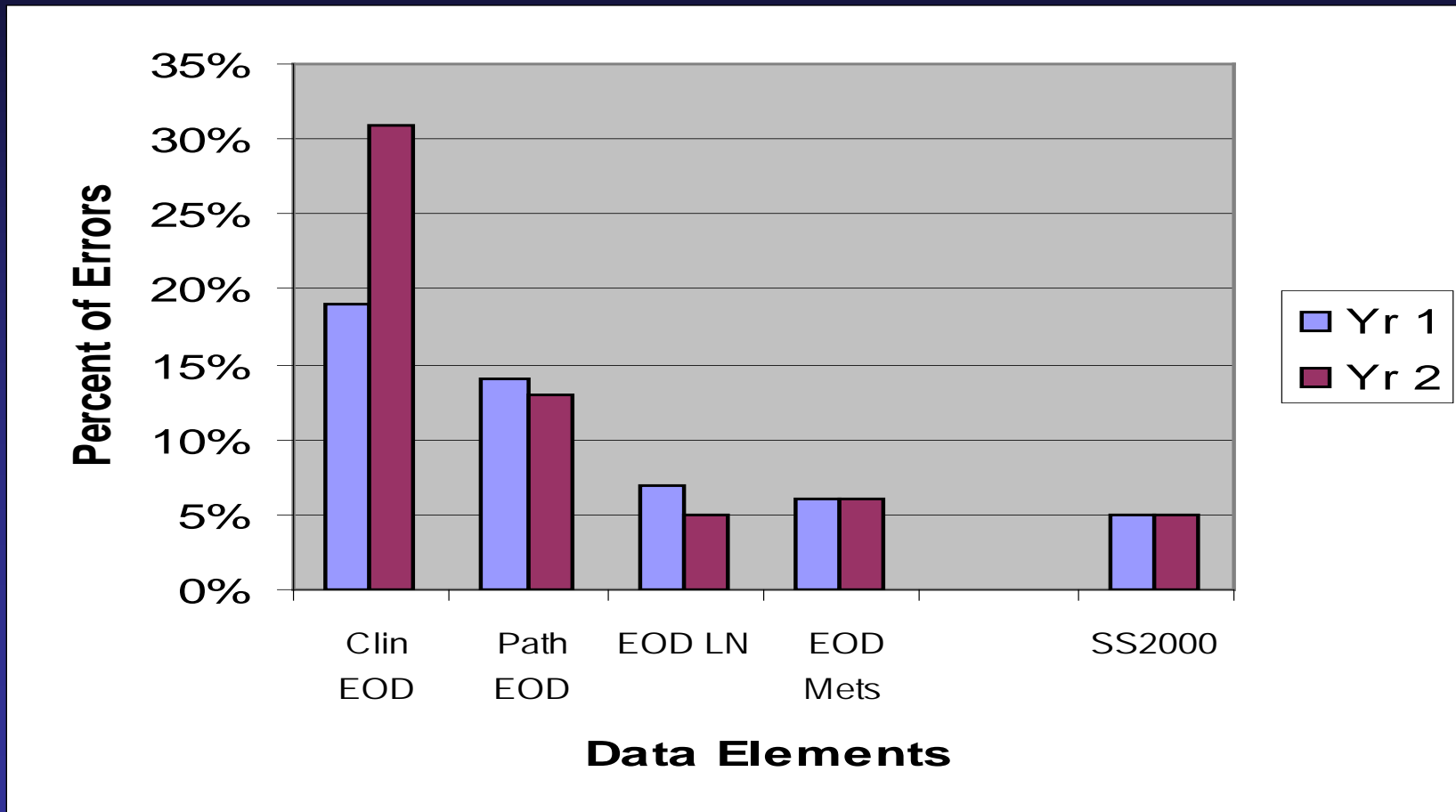
Collaborative Stage: Digestive

Yr 1 & Yr 2 NPCR Audit Data



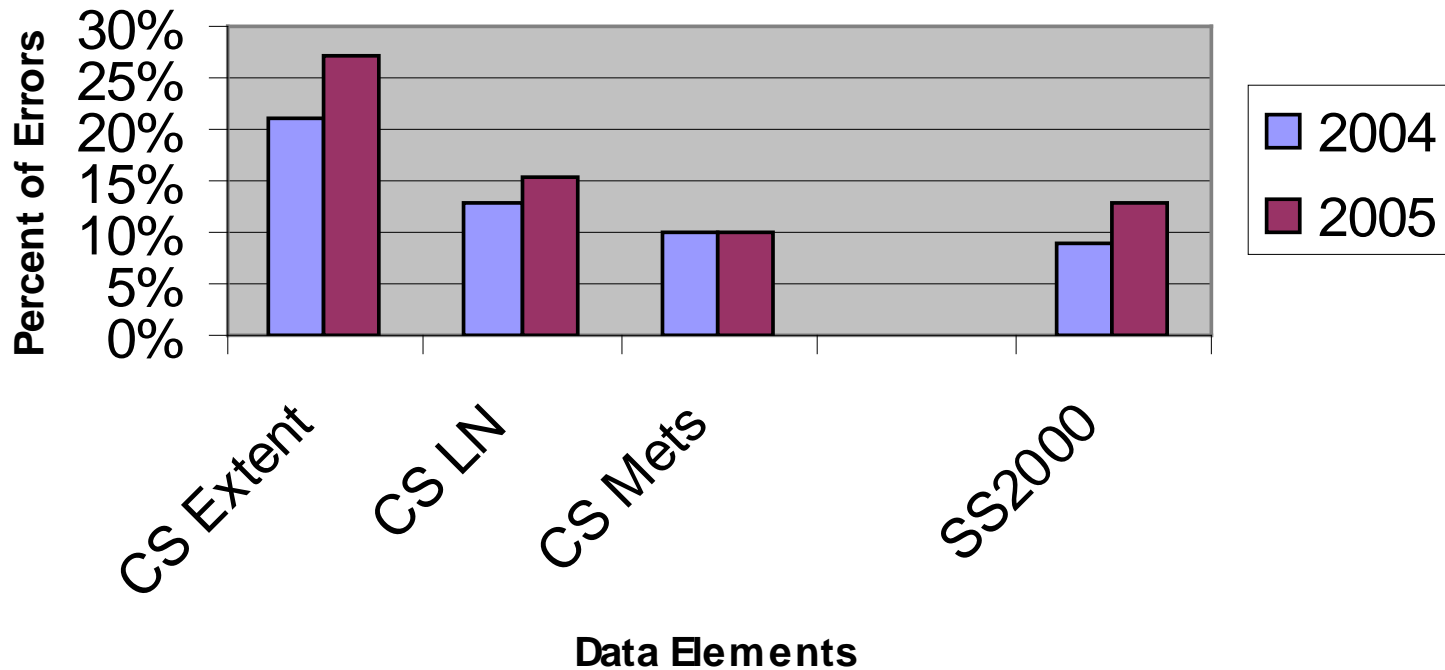
Collaborative Stage: Prostate

Yr 1 & Yr 2 NPCR Audit Data



Collaborative Stage: Lung

Yr 1 & Yr 2 NPCR Audit Data



Data Quality Results

Yr 1 & Yr 2 NPCR Audit

◆ Surgery Data

2004 Dx Yr

2005 Dx Yr

● Date of Surgery	130	141
● Surg Primary Site	274	318
● Surg Reg Nodes	140	174
● Surg Other Site	69	59

Error Rate:

23%

27%

Data Quality Results

Yr 1 & Yr 2 NPCR Audit

<u>◆ Surgery Data</u>	<u>2004 Dx Yr</u>	<u>2005 Dx Yr</u>
● Date of Surgery	130	141
● 5% of Total Errors		

Issues:

Timing – doesn't need to coincide with Surgery of Primary Site

What is Surgery?

Confusion re: 00/00/0000 vs 99/99/9999

Data Quality Results

Yr 1 & Yr 2 NPCR Audit

<u>◆ Surgery Data</u>	<u>2004 Dx Year</u>	<u>2005 Dx Year</u>
● Surg Primary Site	274	318
● 11% Total Errors		

Issues:

What is Surgery? Excisional Bx – 25

Using NOS

Coding specific procedure:

Breast: 40/50 – Mastectomy, NOS

**41/51 – Without removal of
contralateral breast**

Data Quality Results

Yr 1 & Yr 2 NPCR Audit

- | <u>Surgery Data</u> | <u>2004 Dx Yr</u> | <u>2005 Dx Yr</u> |
|---------------------|-------------------|-------------------|
| ● Surg Reg Nodes | 140 | 174 |
- Highest Errors in Breast
 - Includes Sentinel biopsy w/ removal axillary nodes
 - Doesn't need to be done @ same time
 - Number of lymph nodes examined
 - Includes combination codes

Data Quality Results

Yr 1 & Yr 2 NPCR Audit

<u>◆ Surgery Data</u>	<u>2004 Dx Yr</u>	<u>2005 Dx Yr</u>
Surg Other Regional /Distant Sites	69	59
● Highest Errors in Digestive System		
-Non-cancer Surgery: Cholecystectomy		
-Suspected Cancer: Wedge Resection of Liver		
-Other regional site: Appendectomy		

Use **Audit Results** to Drive Education Opportunities

